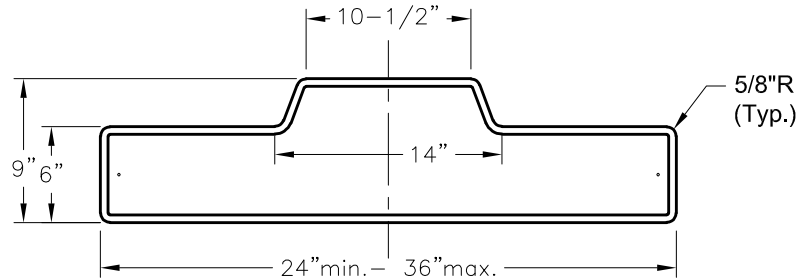
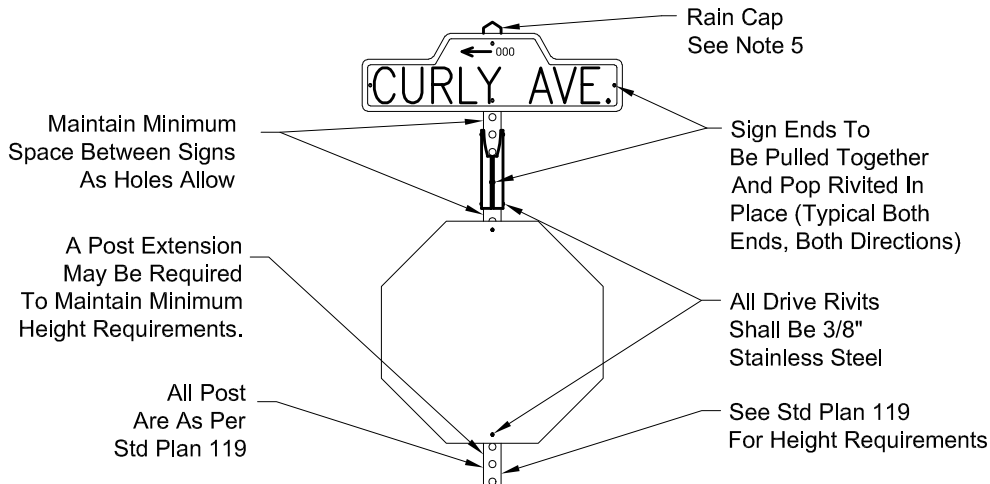
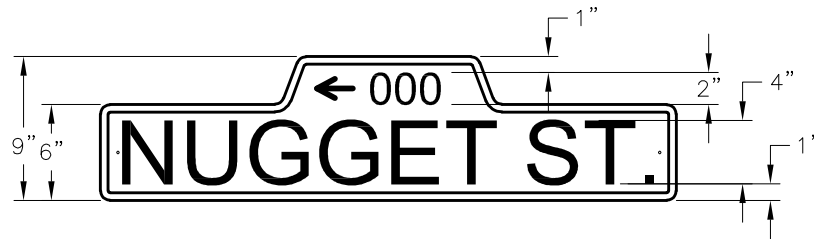




**Plate:** 0.063" Aluminum panel-White engineer grade reflective background with 1/4-inch non reflective black border inset 1/4-inch.



**Legend:** 4" upper case street name & 2" block number with 1-3/4" arrow (all black).



**SIGN MOUNTING:**

**Notes:**

1. Block numbers shall be rounded to the nearest hundred and shall match the # of the higher adjacent block.
2. Block arrow shall point in the direction of the increasing block number and shall match the # of the higher adjacent block.
3. When cardinal direction is part of the street name, a 2" upper case initial shall follow the block number, (I.E. 00N, 00S, 00E, 00W).
4. Legend shall be black and non-reflective.
5. Cap post with square rain cap. Post top shall be 1 1/2" higher than top of sign.

Dr.	JP	No.	Date	Revision	Appr.	Approved By:	STD PLAN
Ch.	SN	1	9/03	CHANGED TO SQ POST			142
Date	2/21	2	2/21	CHANGED NOTE 2			
						Lyman Chang City Engineer RCE No. 53149	